

SANSKAR PUBLIC SCHOOL

Identity Through Education

KABIR CHOWK, ODISHA ROAD, RAIGARH (C.G.)

CLASS

NURSERY

SUMMER Vacation



Homework



- Parents will make a booklet of Assignments given on Page no -1, 4, 6, 7, 8, 9, 11, 12, 15.
- We expect creativity from our students in completing these Assignment.
- Parents are requested to help them and make completion of these assignment a fun task for them.

ALL ABOUT ME



I am a



 Boy


Girl





✓ Tick who I am


I AM... YEARS OLD














✓ Tick how old I am

Paste your Family Photograph here

My Favorite Colours are...



1. Triangle

2. Circle

3. Square

4. Rectangale

Note: Students will either take a printout or do it on A4 size paper with the help of their parents.

Prayer is an easy way of connecting with God.

PRAYER

Thank you God for the world so sweet,
Thank you God for the food we eat.
Thank You God for the
birds that sing,
Thank you God
for everything.



प्रार्थना

हे ईश्वर ...
हमको दो यह वरदान,
करे न हम कभी भी किसी का अपमान।
चांद और सूरज की भांती,
जग में बनाए अपनी पहचान ।
हे ईश्वर हमको दो यह वरदान ...



Note: Students will learn and recite the prayer, make a video and send to the class teacher.



Good habits

Get up early
in the morning.



Brush your teeth
twice a day.

Do some yoga
and warm up.



Take a bath regularly.

Wash your hands
before and
after meals.



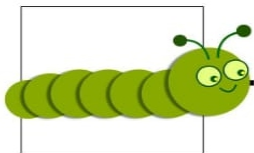
Have healthy food.

Note: 1. Students will practice these good habits in their daily life. 2. Make a collage of different yoga postures and video of warmup activities with your parents and send it to your class teacher.

Practice Standing lines



Practice Sleeping lines



Note: Students will either take a printout or do it on A4 Size paper with the help of their parents.



Life Skill and Values

Wish 'Good Morning' and 'Good Night' to the parents and elders.
(Learning Manners)



Switch off the Lights and Fans before leaving the room.
(Learning Responsibility)



Use Magical words in day to day life - Sorry, Please, Excuse me and Thank you.
(Learning Behaviour)



Join parents while praying to god.
(Learning Spiritual Value)




Sing, Dance and play.
(Learning how to Express Emotions)



Learning parents Mobile Number.
(Memorization)






“ There are no enough words to describe just how important our fathers are to us, and what a powerful influence he continues to be.”



Note: Make a video dedicating a dance or a song to your Father and send it to your class teacher.

Odd one out

In each row, circle the picture that is different in position.



Note: Students will either take a printout or do it on A4 Size paper with the help of their parents.

Fun Time



Spot and circle the difference.

Take a Palm print

Instruction:


Make big and small hand print: left one to be Mumma's hand print with yellow colour and the right one to be baby's print in red colour.



Note: Palm print activity to be done in A4 Size plain paper or Chart.

BIG AND SMALL

Match the big picture with the same small pictures.



Note: Students will either take a printout or do it on A4 Size paper with the help of their parents.



Number
Game

COUNT AND MATCH THE NUMBER




8



10



7




4



4



9



6

Note: Students will either take a printout or do it on A4 Size paper with the help of their parents.

Rhymes Time

Ringa Ringa Roses.



Ringa Ringa Roses.
A Pocket Full of Poses.
A Husha - A Busha.
We all Fall Down.

बिल्ली मौसी

बिल्ली मौसी, म्याऊँ-म्याऊँ,
क्या मैं घर के अन्दर आऊँ?
चुहिया बोली ना ना ना,
मौसी, तुम अन्दर ना आना।



Note: Students will learn and recite the poem, make a video and send to the class teacher.

प्रथम अक्षर पर गोला लगाइए...



अ आ उ



इ आ ए



अ आ इ



ऋ अ ए




ऊ ई उ



इ आ ई

Let get's creative !
Tear and paste some
colour paper and
decorate the mango.




Mango is called the king of fruits.



Note: Students will either take a printout or do it on A4 Size paper with the help of their parents.

**Summer
Time**

“ Nature is the art of God.”



Sun Glass



Ice Cream




Coconut




Coconut
Tree



Juice



Watermelon



Beach



Let's do some creative work

With the help of some
colour paper and beads
make your dream
ice-cream.

REQUIREMENTS:

1. Colour Paper
2. Beads
3. Decorative items
4. Scissor
5. Glue

Students will take a photograph of their dream ice cream and send it to your class teacher.

दादी-नानी की कहानियाँ



<https://youtu.be/nyY0xlz6u8Y>



Note: Copy the above link and paste in youtube and enjoy the story with your Dadi-Nani.

Colours are smile of nature.

COLOURING Time



" To make the planet a better place to live in for the upcoming race, Plant a sapling. "

- 
- 1. Colour the picture and send it to your class teacher.**
 - 2. Plant a sapling and send your photograph to your class teacher.**



STAY HOME
STAY SAFE



SPS Management appreciate your efforts.

